

SWISS+TECH®

First in Key Ring Products™



SWISS+TECH® and Utili-Key® are registered trademarks, Smart-Clip™ and First in Key Ring Products™ are trademarks of Crestwood Partners, LLC. ©2006 Crestwood Partners, LLC

Limited LIFETIME Warranty

Your SWISS+TECH® brand tool is warranted for the life of the user against any defects in material or workmanship. All Docking Stations are warranted for one year against any defect in material or workmanship.

Abuse, battery expiration and surface coatings, which are subject to normal wear and environmental conditions, are excluded from the warranty.

Simply return your SWISS+TECH® brand product postpaid and insured to:

Swiss+Tech Products
701 Beta Drive, Unit 5
Cleveland, Ohio 44143

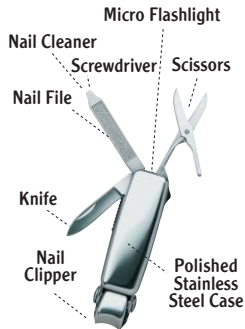
Information call: 800.414.8799 or visit www.swisstechtools.com

Made in China

#74022 Rev. A

Smart-Clip™ Ultra

PERSONAL CARE KEY RING COMPANION



To Turn Flashlight On:
Slide Flashlight switch forward toward LED bulb to On Position



Patents pending

Battery Replacement Instructions:

1. Slide LED Flashlight switch to Off Position, toward Nail Clipper
2. While pushing switch past Off Position, pull out front end of switch/battery holder from the Smart-Clip™.
3. Replace battery with CR1025 3V lithium battery or equivalent.
4. Reinstall switch/battery cover into Smart-Clip™.




TO UNLOCK from Key Ring:
SLIDE button forward to open nail clippers.



TO LOCK onto Key Ring:
Close Smart Clip™ on key ring, SLIDE button back to lock.

Smart-Clip™ 9-in-1

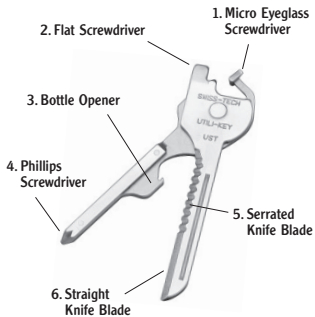
PERSONAL CARE KEY RING COMPANION



SWISS+TECH®
First in Key Ring Products™


Visit Our Website at www.swisstechtools.com

Utili-Key® 6-in-1



Unlocking Instructions:

To Open and Unlock: Position the Utili-Key® away from you and carefully open by pulling the tips apart as shown.



Utili-Key® FX 6-in-1

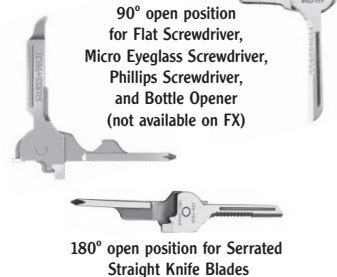


CAUTION:

The Utili-Key and Utili-Key®FX feature a razor sharp knife blade designed for all types of cutting. Care should be taken to ensure that the cutting edge is always positioned away from the user.



Positions for Tool Use:



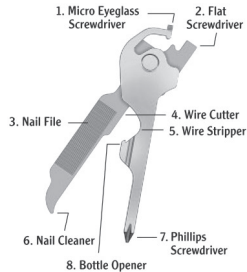
SWISS+TECH®
First in Key Ring Products™

Visit Our Website at www.swisstechtools.com

800-414-8799

Patents #6,112,352 and D405,953

Utili-Key® XT 8-in-1



Positions for Tool Use:

